

Ford Crown Victoria

1992





A new standard of excellence for the contemporary full-size sedan.

The Ford commitment to quality and continuous improvement means that even our most successful models must continue to evolve. As new technologies and innovations appear, they must be made available to our customers as soon as possible. That's the way we keep going forward. That's "customer driven."


The 1992 Crown Victoria is a striking example of what this philosophy produces. It's sleeker, with the unmistakable mark of Ford design leadership. The 6-passenger interior is still luxurious, still inviting and still stretch-out comfortable. In fact, it's even roomier than it was before. And the space for luggage is unequalled in Crown Victoria's class.

The new 4.6 liter overhead cam V-8 is both more powerful and more efficient than the engine it replaces, a delightfully beneficial combination made possible by advanced technology.

But perhaps the biggest difference involves the way Crown Victoria reacts on the road. The ride is firmer. Still very comfort-

able and still very smooth. But firmer. The handling is more precise, more responsive. The sense of control is more pronounced. Speed-sensitive variable-assist power steering and four-wheel power disc brakes enhance performance. The optional anti-lock brakes include a sophisticated new electronic Traction Assist system which helps the driver negotiate slippery road surfaces. And for extra protection, a driver's side air bag supplemental restraint system is standard equipment.

The tremendous success of Crown Victoria over the years is a great source of pride at Ford. Knowing the new 1992 Crown Victoria could very well redefine the full-size sedan is another.







Crown Victoria's flush glass helps reduce noise caused by air turbulence. For convenience, the rear windows roll completely down.

One-piece limousine doors allow more precise fit and finish, which creates a better barrier against wind noise and water.



Crown Victoria LX is shown above in Medium Cranberry Clostrat.

Today's enlightened approach to building automobiles puts stringent demands on design. It must be attractive, definitely, but design must also contribute to the performance of the vehicle. Crown Victoria's new shape, besides giving it a softer, smoother, more contemporary appearance, plays an important part aerodynamically.

Through careful design, for example, the drip rails which help direct water away from passengers when the doors are opened are neatly concealed from view in the body structure. They provide a valuable service, yet they also contribute to the overall appearance of the car.

There are many such examples of form and function working together throughout the new Crown Victoria. Collectively, they produce a significant benefit for the comfort of the passengers. The way the glass fits flush along the body, the method used for sealing the doors, and the design of the doors and the roof all help keep wind noise outside, which provides a more pleasant riding environment for those inside.



Controls for wiper/washer, turn signals, headlamp beams and flash-to-pass are stalk mounted.



Six-passenger spaciousness has long been the hallmark of the Ford Crown Victoria, its reason for being. That's truer than ever now. Its interior is actually *more spacious* than before. Not only

partment provides spaciousness unequaled in its class.

One of the first things you'll notice about the new Crown Victoria is the appearance of the instrument panel. Its new design

Even roomier than before with a rich, smooth appearance and feel.

lockable to provide an extra measure of security.

The new analog gauge cluster is designed for excellent readability. The large circular speedometer is electrically driven and flanked by prominent gauges for voltmeter/fuel level (left) and temperature/oil pressure (right). Compact and driver biased, the cluster features sharp, legible white-on-black graphics (electronic instrumentation, which includes automatic temperature control and a handy Tripminder® computer, is available as an option).

A careful combination of traditional comfort and modern refinement makes this Crown Victoria's interior compartment a pleasant place indeed to occupy.



And Crown Victoria's new look includes instrumentation that's logically positioned and easy to read.

does the roomy environment to which so many have become accustomed remain, it now has a rich, smooth, more contemporary appearance and feel. The easy-loading deep-well luggage com-

emplifies the unification of function and style. Radio and climate controls are centered vertically on the panel within easy reach. The large glove compartment is illuminated for convenience and

Crown Victoria's split bench seats recline individually and provide separate fold-down armrests for the driver and front passenger.





With over 20 cubic feet of space and a "deep well" design, Crown Victoria's trunk is the largest in its class and can bundle a substantial collection of freight ...

...and it's easy to load and unload thanks to a liftover height that's conveniently low.





The sleeker shape announces a Crown Victoria with performance attributes that can help straighten out twisting roadways ...

... a more purposeful Crown Victoria, one that could very well change the way people think about full-size sedans.



Crown Victoria LX is shown above in Medium Cranberry Clearcoat.

Engineered for capability and control as well as comfort.

The traditional benefits of the full-size car (room, comfort and riding smoothness) are just as desirable as they've always been. The challenge for this Crown Victoria was to retain these benefits and at the same time make advancements in performance through skillful engineering and advanced technology.

The extent to which this challenge has been met can be dramatically demonstrated on the road. The comfort and smoothness are undeniably there.

But for those who appreciate the sense of command and confidence that more deliberate suspension and steering systems provide, this Crown Victoria offers a new level of performance for a full-size car. Its suspension has been redesigned, redeveloped

Speed-sensitive steering adjusts the degree of power assist according to the circumstances: maximum assist for low-speed maneuvers, progressively less for a better road feel at higher speeds.

and fitted with new front and rear stabilizer bars to effect handling that's more precise and controlled while retaining a smooth and comfortable ride.

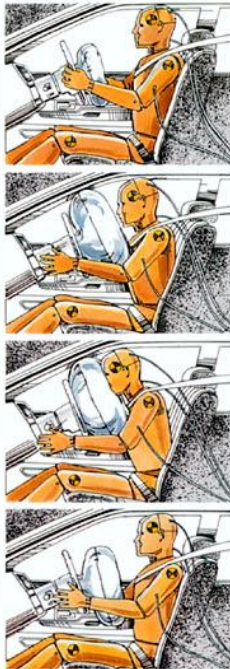
In addition, the variable-assist power steering is electronically "speed sensitive." This speed-sensitive steering system delivers full power assist to facilitate low-speed maneuvering and progressively decreases its power assist for a better feel of the road at cruising speeds.



With a redesigned suspension and the addition of speed-sensitive steering, Crown Victoria's handling is more precise and controlled.

Computer technology that's unique in its class helps the driver maintain control.

In addition to suspension and steering systems designed for control, Crown Victoria now provides the reassuring stopping power of standard 4-wheel power disc brakes. New all-season steel-belted radial tires, developed specifically for Crown Victoria, are more responsive. More capability for the car translates to more confidence for the driver.



Standard equipment includes a driver's-side air bag supplemental restraint system for added protection.



Computer technology also provides help with control. The optional anti-lock brake system shortens stopping distance on wet and slippery surfaces by inhibiting brake-induced wheel lockup under most operating conditions. It also helps facilitate steering while braking and includes a sophisticated electronic traction assist feature. Traction Assist, unique in its class, helps keep the rear wheels from spinning while accelerating or traveling at lower speeds, providing greater driver control and less likelihood of getting stuck. It improves traction on slippery roads, improves traction on grades when ice or snow is present, and generally improves stability under adverse conditions.

As an extra protection measure, Crown Victoria includes a driver's-side air bag supplemental restraint system as standard equipment. This system, of course, is intended to be used in conjunction with the properly worn safety belts. When used together, air bags and safety belts comprise one of the best occupant restraint systems available today.



Traction Assist features electronic sensors which monitor wheel rotation to assure that proper traction is being maintained.



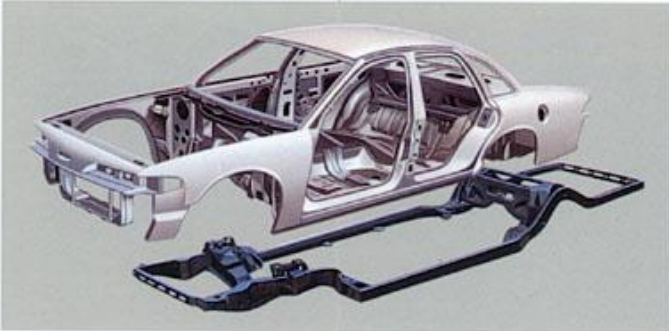
If the sensors detect wheel slippage, the brakes are automatically applied to the spinning wheel, transferring torque to the wheel with traction.

Crown Victoria is shown above in Titanium Frost Clearcoat.



Crown Victoria's big towing capability is partially due to its rugged body-on-frame design. With the optional trailer towing package, capability is 5,000 lbs. — 2½ tons.

Another benefit of body-on-frame construction is peace and quiet...



...It's recognized as one of the most effective means to isolate the passenger compartment from noise, vibration and harshness.

More power with better efficiency is what today's engineering is all about. Crown Victoria's new 4.6 liter V-8 overhead cam engine incorporates design elements that enhance performance as well as fuel efficiency (EPA estimated mpg 18 city/25 highway).

An overhead cam design and advanced engineering enable the 4.6 to get over 25% more horsepower than its predecessor — 190 at 4,200 rpm. Yet it's designed for better efficiency, thanks to fast-burn combustion chambers and a number of components that are designed to help reduce power-wasting friction.

Dual exhausts, included with the optional trailer towing package and handling/perfor-

The 4.6L is a more powerful and fuel efficient V-8, the most advanced engine in its class.

mance package, help the engine develop an additional 20 horsepower. And since Crown Victoria can tow up to 5,000 pounds with the optional trailer towing package, the extra power can be put to good use indeed.

The 4.6 is also quieter. A deep-skirt block design and deep-mounted head bolt attachment points are among many features which reduce engine noise and vibration. These measures work in concert with others which help isolate the engine from the frame, and with the extensive acoustical insulation throughout the vehicle to help keep normal vehicle operating sounds out of the interior compartment.


Crown Victoria's suspension system has been extensively revamped to provide a more con-

trolled ride. The front end, for example, has been redesigned and redeveloped for better directional stability and reduced tire wear. New stabilizer bars produce better roll control. And the nitrogen-gas-pressurized shocks are new and have been tuned to optimize ride comfort and control.

For those who frequently have occasion to take a full entourage and/or a lot of luggage along, the optional rear air suspension automatically adjusts its air springs based on the load. The result is enhanced ride smoothness whether it's just the driver or six adults and a generous collection of baggage. It's a system not available on other automobiles in Crown Victoria's class.



Adjustment cams on the front suspension's upper control arms allow precise wheel alignment for better handling and more even tire wear.



The distributorless ignition has a separate coil for every two spark plugs, eliminating the need for a distributor. It provides optimum spark control for enhanced performance.

The single accessory drive belt takes the place of as many as three, reducing complexity, and never needs adjustment. Accessories such as the alternator are bolted directly to the engine to improve belt durability and reduce noise and vibration.

Crown Victoria's sequential electronic fuel injection provides an injector for each cylinder for very precise, efficient metering. The 4-hole injectors help reduce performance-robbing deposits.

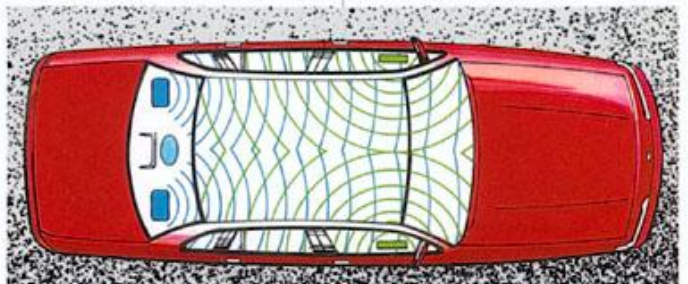
The engine's overhead cam design allows the spark plug to be located near the center of the combustion chamber, promoting more efficient burning and better performance.

Roller finger followers provide roller contact with the camshaft lobe for reduced friction, increased power and efficiency.



With the optional heavy-duty trailer towing package, Crown Victoria is rated to tow up to 5,000 pounds. Package content is listed on page 21. Delayed availability, see your dealer.

Automatic temperature control is part of the electronic group, included in LX Preferred Equipment Package 114A.



The optional Insta-Clear® heated windshield is capable of removing 1/10 of an inch of frost at 0 degrees Fahrenheit in just two to three minutes.

The optional Ford JBL Audio System provides state-of-the-art reproduction from a nine-speaker configuration that delivers 145 watts of total power (bi-amplified).

Optional cast aluminum wheels; locking radial-spoked wheel covers; standard, deluxe wheel covers.

OPTIONS AND PREFERRED EQUIPMENT PACKAGES

Note: Packages offer substantial discounts compared to individual package items purchased separately. Package content is subject to change.

X = Included in package S = Standard D = Optional

	STD		LX	
	110A	111A	113A	114A
Rear window defroster	0	X	X	X
Front carpeted floor mats	0	X	X	X
Rear carpeted floor mats	0	X	X	X
Illuminated entry system	0	X	X	X
Light/decor group (1)	0	X	S	S
Power lock group (2)	0	X	X	X
Electronic AM/FM stereo radio with cassette tape (may be deleted for credit)	0	X	X	
Remote-release fuel door	0	X	S	S
Six-way power driver's seat	0	X	X	
Speed control/leather-wrapped steering wheel	0	X	X	X
Spare tire cover	0	X	S	S
Trunk cargo net	0	X	S	S
Locking radial spoked wheel covers	0	X		
Cornering lamps	0	0	X	X
Power radio antenna	0	0	X	X
Cast aluminum wheels	0	0	X	X
Anti-lock braking system/Traction Assist	0	0	0	X
High-level audio system (3)	0	0	0	X
Electronic group (4)	0	0	0	X
Keyless entry system			0	X
Rear air spring suspension	0	0	0	X
Driver/passenger six-way power seats			0	X
JBL II Audio System	0	0	0	0
Leather seating surfaces			0	0
Insta-Clear® windshield			0	0
Handling and performance package (5) (delayed availability)	0	0	0	0
Heavy-duty trailer towing package (6) (delayed availability)	0	0	0	0
White sidewall tires	0	0	0	0
Conventional spare tire	0	0	0	0
Heavy-duty battery	0	0	0	0
Engine block immersion heater	0	0	0	0

(1) Includes illuminated vanity mirrors on visors, dual-beam dome/map light, engine compartment light, dual body-side paint stripes and decklid paint stripes. (2) Includes power door locks and remote-control electric decklid release. (3) Includes premium amplifier and speakers, rear package tray speaker grilles, radio and tape scan mode, and tape search mode. (4) Includes electronic instrument cluster, automatic temperature control air conditioning and the TripMinder® computer. (5) Includes revised springs, shocks and stabilizer bars; cast aluminum wheels and P225/70R15 BSW tires; rear air springs with revised rates; anti-lock braking system/Traction Assist; dual exhausts; 3.27 axle ratio; 0-120 mph analog speedometer. (6) Includes rear air spring suspension, heavy-duty battery, extra cooling, dual exhaust, trailer towing wiring harness, power steering oil cooler, transmission oil cooler, heavy-duty flasher system, conventional spare tire, heavy-duty U-joints and traction-loc axle (except with anti-lock brakes).

COLORS AND TRIMS

Clearcoat Paint Colors	Interior Trim Colors				
	Mocha	Cranberry	Black	Titanium	Shadow Blue
Medium Mocha	X				
Mocha Frost	X		X		
Dark Cranberry	X	X		X	
Medium Cranberry		X	X	X	
Amethyst Frost			X	X	
Crystal Blue Frost					X
Medium Regatta Blue				X	X
Twilight Blue				X	X
Black (non-metallic)	X	X	X	X	
Medium Titanium		X	X	X	
Titanium Frost		X	X	X	X
White (non-metallic)	X	X	X	X	X

DIMENSIONS

Wheelbase	114.4"
Length	212.5"
Height	56.7"
Width	77.8"
Front tread	62.8"
Rear tread	63.3"
Trunk capacity/cargo volume index (cu. ft.)	20.6
Fuel capacity (gal.)	20.0
Passenger capacity	6

SCHEDULED MAINTENANCE

Here are some examples of normal scheduled maintenance intervals for the 1992 Crown Victoria. For complete maintenance recommendations, refer to the Maintenance Schedule and Record Log.

Engine oil and filter change	each 7,000 miles or 6 months
Spark plug change	each 30,000 miles
Air filter replacement	each 30,000 miles
Engine coolant replacement	each 30,000 miles or 3 years

MAJOR STANDARD FEATURES

Exterior

Limousine doors with 3-sided flush glass
Low-profile aero headlamps
Dual mirrors with electric remote control (foldaway)
Narrow bodyside moldings
Clearcoat paint

Interior

Driver's side air bag supplemental restraint system
3-point active safety belts for front and rear outboard occupants (comfort adjustment on front seat shoulder belts); lap belt for center seating positions
Reclining split bench seats with center fold-down armrests, rear bench with fold-down center armrest
Door trim panels with carpeted lower and integral side window demisters, front map pockets
Child safety latches on rear doors
Illuminated, lockable glove box
Air conditioning and tinted glass
Analog 4-gauge instrument cluster with electrically driven speedometer
Tilt steering column
Power windows
Autolamp system
Interval windshield wipers
Electronic AM/FM stereo radio with 4 speakers (may be deleted for credit)
Electronic digital clock with date and elapsed time features
Front door and instrument panel courtesy lamps, dome and luggage compartment lights
Deep well trunk with luxury trim
Luxury sound insulation package

Functional

4.6L overhead cam V-8 with multi-port sequential electronic fuel injection
Automatic overdrive transmission
Speed-sensitive, variable-assist power steering
4-wheel power disc brakes
Distributorless ignition system
Electronic voltage regulator
Nitrogen gas pressurized shock absorbers
Coil spring front suspension with stabilizer bar
4-bar link coil spring rear suspension with stabilizer bar
P215/70R15 BSW all-season tires

LX (in addition to or in place of standard features)

Luxury cloth upholstery with seat back map pockets
Bumper rubstrip with bright insert
Wide bodyside moldings with bright insert
Light/decor group (1)
Trunk cargo net
Carpeted spare tire cover
Remote fuel filler door release

6-YEAR, 100,000-MILE CORROSION PROTECTION

Crown Victoria's corrosion warranty coverage for outer body panel rust-through is 6 years or 100,000 miles, whichever comes first. See your Ford Dealer for a copy of this limited warranty.



Participating Ford Dealers offer the Lifetime Service Guarantee, which guarantees their customer-paid work on your Ford vehicle for as long as you own it. A covered repair is paid for once. If it ever has to be fixed again, the repairing dealer will fix it free. Ask to see the Lifetime Service Guarantee when you visit your participating Ford Dealer.

Genuine Ford and Motorcraft original equipment replacement parts meet the same high standards as those installed in production.

OPTIONS AVAILABILITY

Options shown or described in this catalog are available at extra cost and may be offered only in combination with other options or subject to additional ordering requirements or limitations.



The leasing alternative is available to qualified lessees through your participating Ford Dealer, who can arrange a Red Carpet Lease® tailored to your circumstances through Ford Credit. A wide variety of financing plans are also available.

PRODUCT CHANGES

Ford Division reserves the right to change product specifications at any time without incurring obligations.

"ASK YOUR FORD DEALER"

Following publication of this catalog, certain changes in standard equipment, options, prices and the like, or product delays, may have occurred which would not be included in these pages. Your Ford Dealer is your best source for up-to-date information.

